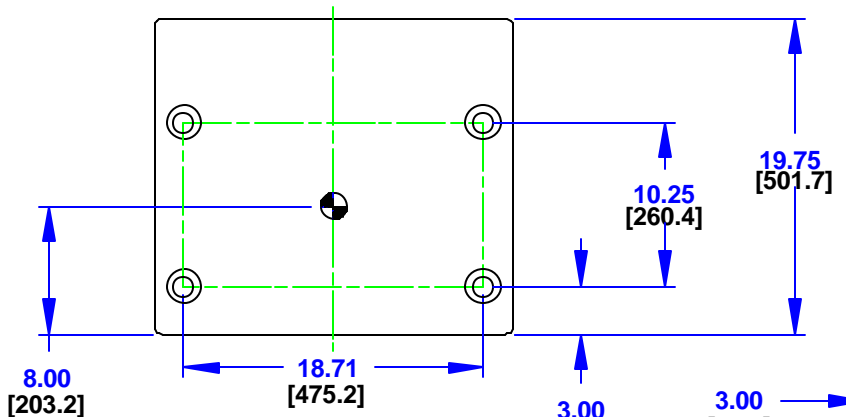


REV	DESCRIPTION	APVD/DATE
A	NEW ISSUE PER MCQWHT1419 DM 10/12/04	RS 10/15/04

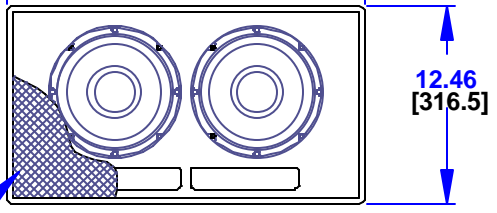
**NOTES:**

1. SYMBOL ● INDICATES MOUNTING POINT, 3/8-16 THREADED HOLE (NUT PLATE).
2. SYMBOL ⊙ INDICATES MOUNTING POINT, 3/8-16 THREADED HOLE (PI ANGLE).
3. SYMBOL ⊕ INDICATES CENTER OF BALANCE.
4. WEIGHT APPROX. 52 lb [23.6 kg]
5. SHIPPING WEIGHT APPROX. 57 lb [25.8 kg]

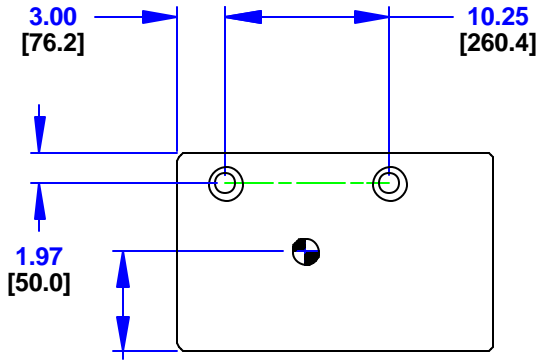


**TOP**

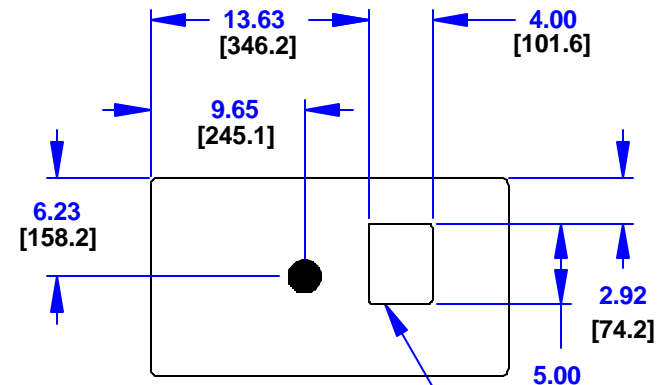
22.39 [568.7]



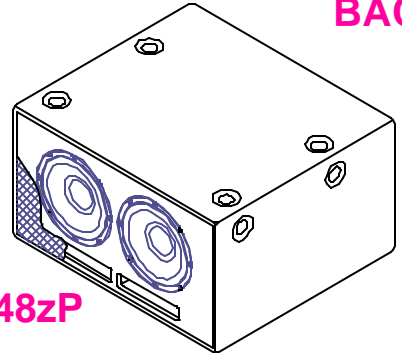
**FRONT**  
GRILLE PARTIALLY SHOWN




**RIGHT SIDE**  
DIMENSIONS APPLY TO BOTH SIDES



**BACK**  
INPUT



**SB48zP**



**BOTTOM**

DOCUMENT CONTROL PER SPECIFICATION 4.5.201

THIRD ANGLE PROJECTION

THIS DRAWING IS THE PROPERTY OF EAW AND SHALL NOT BE COPIED, REPRODUCED, OR USED AS THE BASIS FOR MANUFACTURE OR SALE OF APPARATUS WITHOUT WRITTEN AUTHORIZATION. DO NOT SCALE DRAWING.

UNLESS OTHERWISE SPECIFIED ALL DIMENSIONS ARE: INCHES [MILLIMETERS]

TOLERANCES  
 LINEAR ± 0.13 In / ± 3.3 mm  
 ANGLES ± 1°  
 (X.XX) = REF DIMS  
 NO TOLERANCE IMPLIED  
 TSC—THEORETICAL SHARP CORNER  
 DIMENSIONS ACROSS CENTERLINES TO BE SYMMETRICAL

STATUS: PRODUCTION	
APPROVALS	DATE
DRAWN: DM	10/8/04
CHECKED: RS	10/15/04
DES ENG: BP	10/15/04
MFG ENG: SM	10/15/04

**EAW** EASTERN ACOUSTIC WORKS  
 ONE MAIN STREET  
 WHITINSVILLE, MA 01588 USA

TITLE: CABINET/FINISHED/SB48zP [MECHANICAL SPECIFICATION]

<b>A</b>	SHEET 1 OF 1	SCALE: 1 TO 12
DRAWING NUMBER: 0011510		REVISION: A